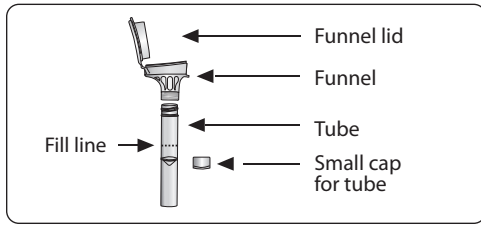


For the collection and stabilization
of nucleic acids from saliva

REF OME-505



Collection precautions:

Do NOT eat, drink, smoke or chew gum for 30 minutes before giving your sample.

Do NOT remove the plastic film from the funnel lid.

Contents: Kit contains stabilizing liquid.

Warnings and precautions:

Wash with water if stabilizing liquid comes in contact with eyes or skin. Do NOT ingest. See MSDS at www.dnagenotek.com.










Small cap may pose a choking hazard.

Storage: 15°C / 30°C

Summary and explanation of the kit:

OMNigene-ORAL is a self-collection kit that provides the materials and instructions for collecting and stabilizing saliva specimens.

Label legend:

| | |
|---|---------------------------------------|
|  | Collect sample by (Use by) |
|  | In vitro diagnostic medical device |
|  | Catalog number |
|  | CE Marking |
|  | Consult package insert |
|  | Caution, consult instructions for use |
| 15°C / 30°C | Storage instructions |
|  | Manufacturer |
|  | Authorized Representative |
|  | Lot number |

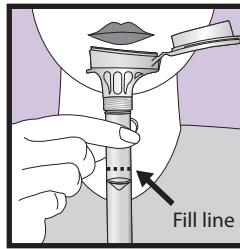
Collected specimen is potentially infectious and should be handled with appropriate biosafety practices.

Ship in accordance to applicable regulations covering transport of biological specimens.

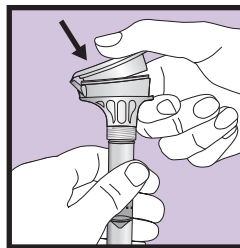
For donor collection instructions in other languages, see www.dnagenotek.com

USER INSTRUCTIONS

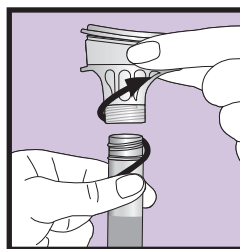
Most people take between 2 and 5 minutes to deliver a sample following steps 1 to 5.



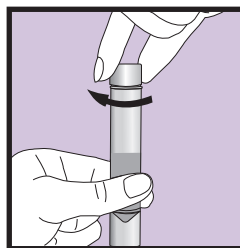
- 1 Spit into funnel until the amount of liquid (not bubbles) reaches the fill line shown in picture #1.



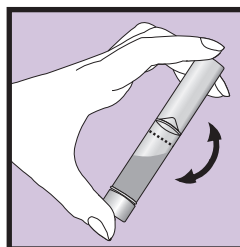
- 2 Hold the tube upright with one hand. Close the funnel lid with the other hand (as shown) by firmly pushing the lid until you hear a loud click. The liquid in the lid will be released into the tube to mix with the sample. Make sure that the lid is closed tightly.



- 3 Hold the tube upright. Unscrew the funnel from the tube.



- 4 Use the small cap to close the tube tightly.



- 5 Shake the capped tube for 5 seconds. Discard or recycle the funnel.



For In Vitro Diagnostic Use

DNAGENOTEK™

*Superior samples
Proven performance*

Made in Canada
DNA Genotek Inc.
3000 - 500 Palladium Drive
Ottawa, ON, Canada K2V 1C2

Toll-free (North America): 1.866.813.6354
Tel.: +1.613.723.5757 • Fax: +1.613.723.5057
info@dnagenotek.com
www.dnagenotek.com



Emergo Europe, Prinsessegracht 20, 2514 AP The Hague, The Netherlands

™DNA Genotek is a trademark and *OMNigene is a registered trademark of DNA Genotek Inc. Some DNA Genotek products may not be available in all geographic regions, contact your sales representative for details. All DNA Genotek protocols, white papers and application notes, are available in the support section of our website at www.dnagenotek.com.

Patent (www.dnagenotek.com/legalnotices)
© 2020 DNA Genotek Inc., a subsidiary of OraSure Technologies, Inc., all rights reserved.
PD-PR-01023 Issue 1/2020-07